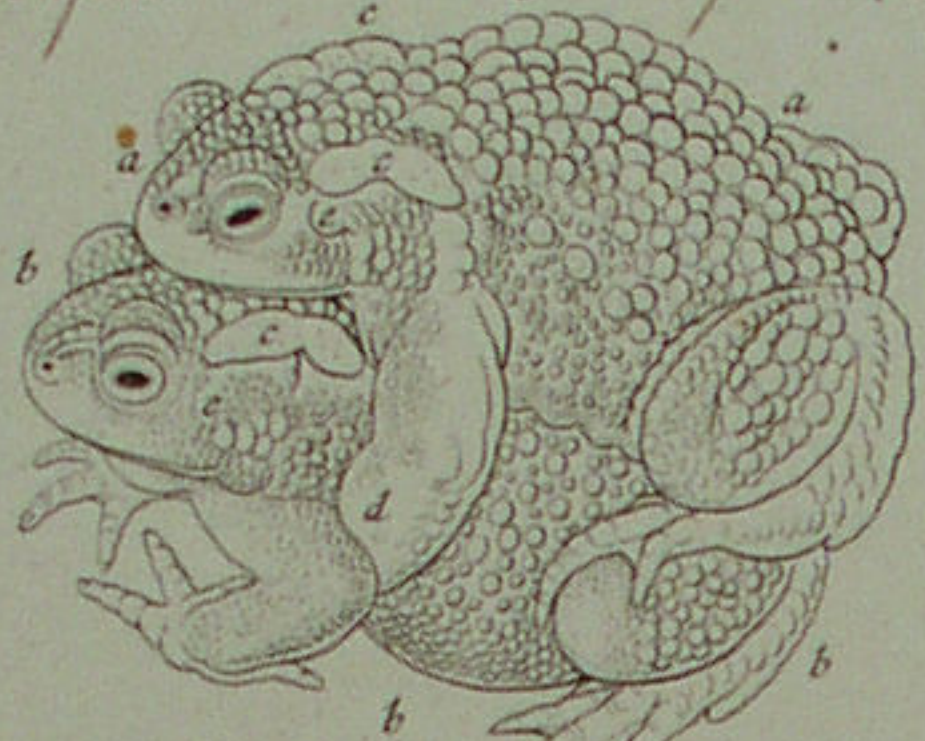



*Bufo terrestris* Fig. 1. Copulatio.




(aa) Musculus, (bb) foemina, (ccc) tubera oculorum eminentes.  
(da) post partum, maris tempore, catu crassior, foeminam  
amplectans. (ee) vesicula tunc



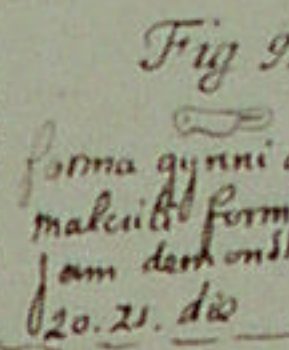
ova post decem fere duodecim dies  
sunt magnitudine aucta. et  
punctuli nigri conspersa




finta glem  
 fvegyrini  
 16 die.



finia fperma  
live ore  
13.19 dio



forma gynn  
maleit for  
sam dem on  
12. 21. d. 20



forma g  
jam a

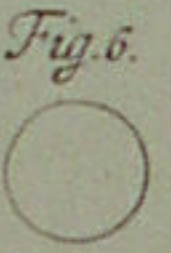
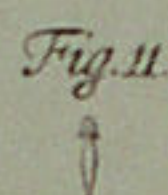
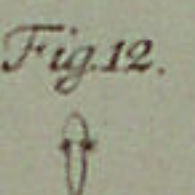


figura ororum cum maculis nigris,  
conspersa. partim pelucida sunt. Cornum.  
demonstrans



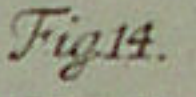
gynnis in parte  
inferiore jam partes  
Rhinatae demonstrant



gynniū jam  
malant, atah  
10 dies.

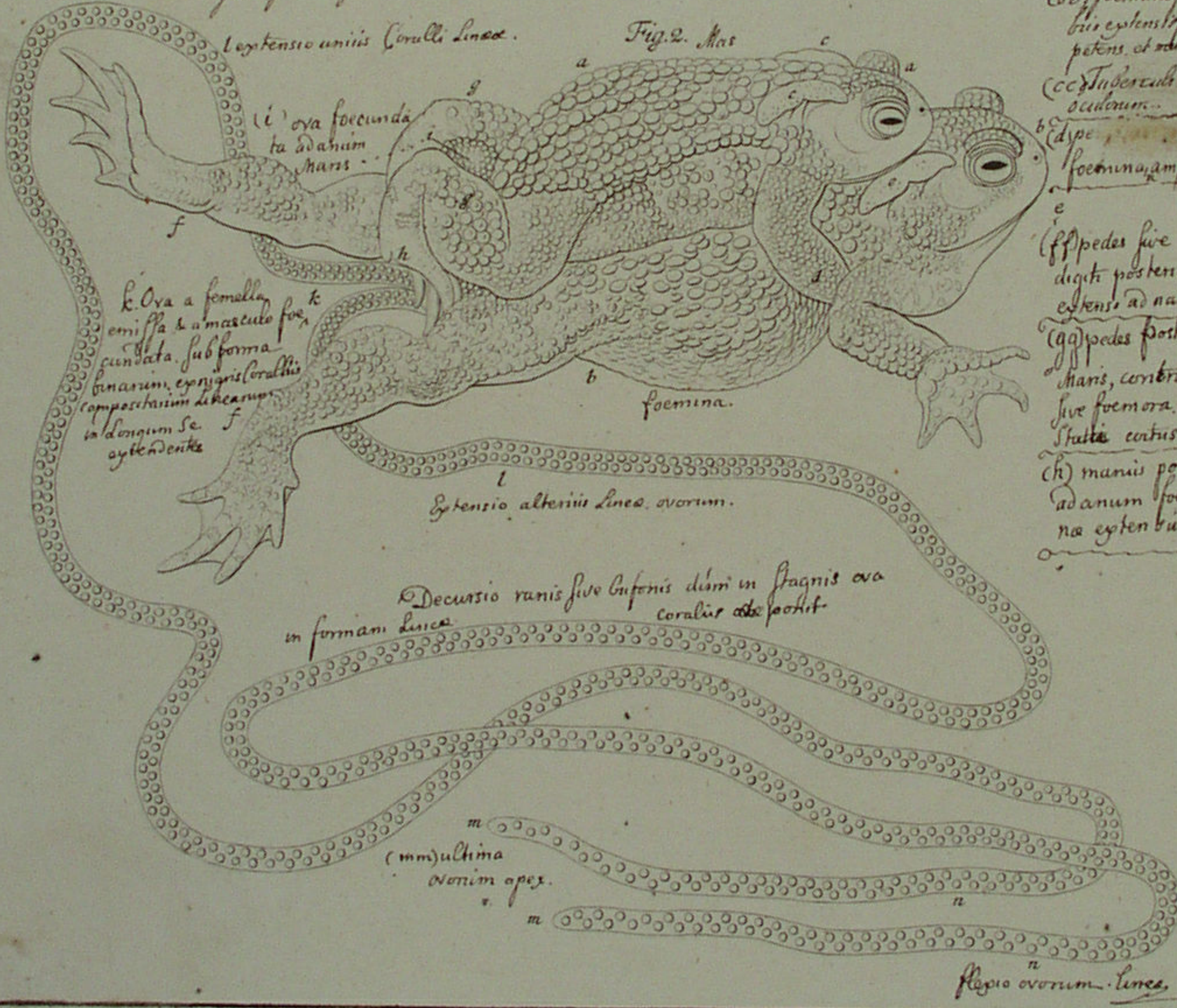


gymnis jam  
perfecte condatus



gymnol conditio  
lateraliter disposita  
lact. Bacillus

*Figurae Bufonis terrestris, dorso tuberculis exasperato, oculis rubris. explicatio, aas. Masculi*  
(86) foemina post



*Leptensio unius Coralli Linæ*

li) ora fecunda  
ta adanum  
maris

L'Ova a femella  
emissa & a maseulo for  
ciudata. sub forma  
linarum, exygis. loralis  
myochitum. lincum.  
longum se  
extendente

Extensio alterius Lineae ovorum

Decursio ranis sive Gifenis dñm in stagnis ova  
in formam lunae coralur etc. postit.

ultima  
Notum apex.

Reptia ovorum. Lines, 20

(bb) focminia pedi-  
bus extensis, spando  
potens, et adans  
(cc) Tunderuli mō  
oculorum... p.  
(dpe) ...  
(focminia) amplex  
(ff) pedes five  
digni posteriores  
extens. ad natant  
(gg) pedes posteriores  
Maris, constructi.  
five focmora in  
strata certis,  
(h) manus posteri-  
ad ansum focmi-  
na extensibus.

Explicatio. figura. Bufois terrestri & . . . . .